

**REAR ELEVATION**  
SCALE: 1/4" = 1'-0"



**LEFT ELEVATION**  
SCALE: 1/4" = 1'-0"



**FRONT ELEVATION**  
SCALE: 1/4" = 1'-0"



**RIGHT ELEVATION**  
SCALE: 1/4" = 1'-0"

[www.cabinsandsheds.com](http://www.cabinsandsheds.com)

These plans are the exclusive property of [www.cabinsandsheds.com](http://www.cabinsandsheds.com) and are available for use, resale, reuse, ownership rights and modification through a special offer by [cabinsandsheds.com](http://cabinsandsheds.com) to those who purchase plans as a collection from [cabinsandsheds.com](http://cabinsandsheds.com). All other reproduction and/or use is prohibited.

IT IS THE RESPONSIBILITY OF THE PURCHASER/BUILDER OF THIS PLAN TO INSURE THAT ALL LOCAL BUILDING CODES AND REQUIREMENTS ARE MET. (STRUCTURAL, SEISMIC, SNOW, WIND, HVAC, ELECTRICAL ETC.)

ELEVATIONS

SINGLE USE FOR:

**cabinsandsheds**

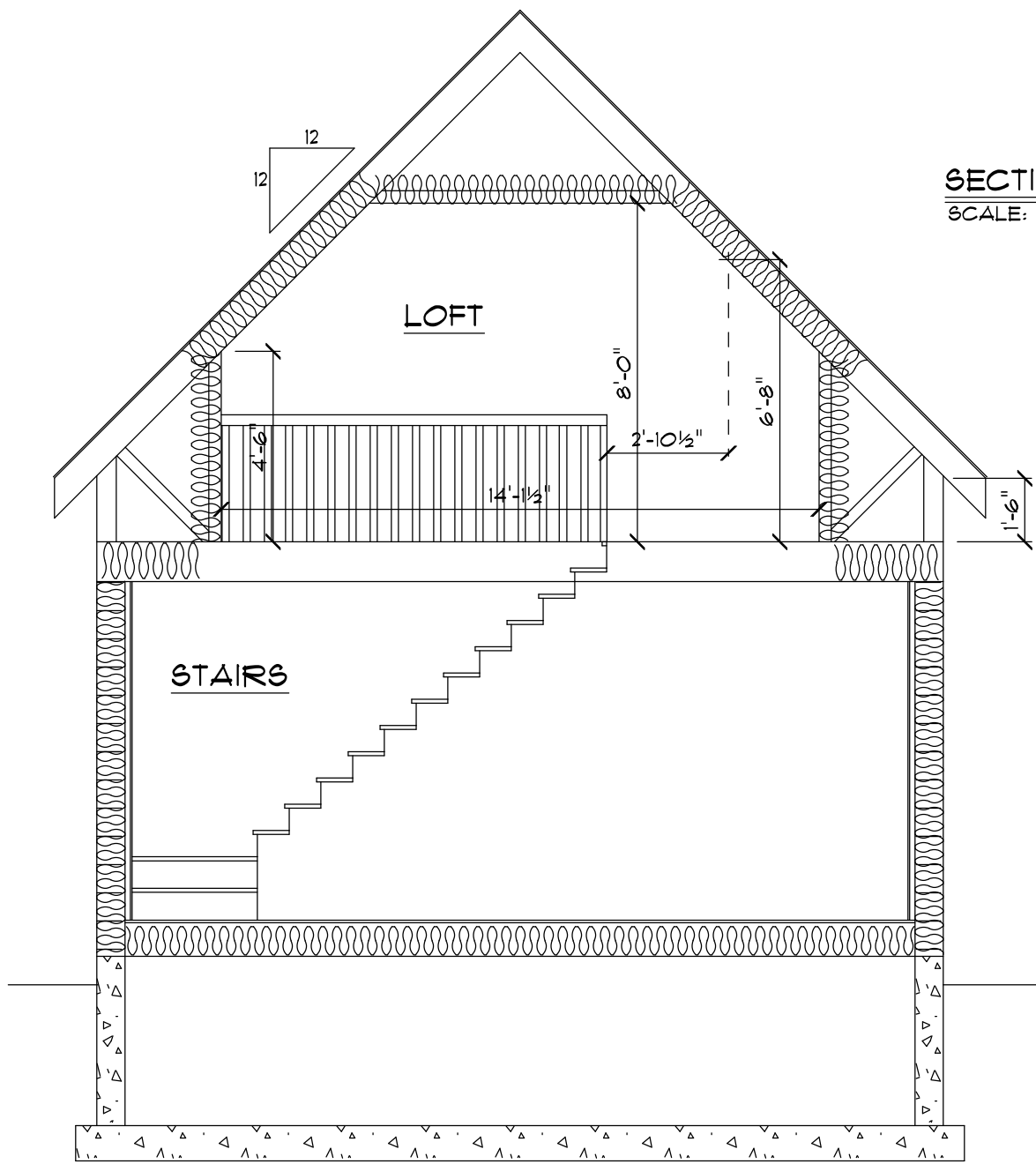
DRAWN BY  
REVISED

APPROVED

PLAN NAME: CABIN 3

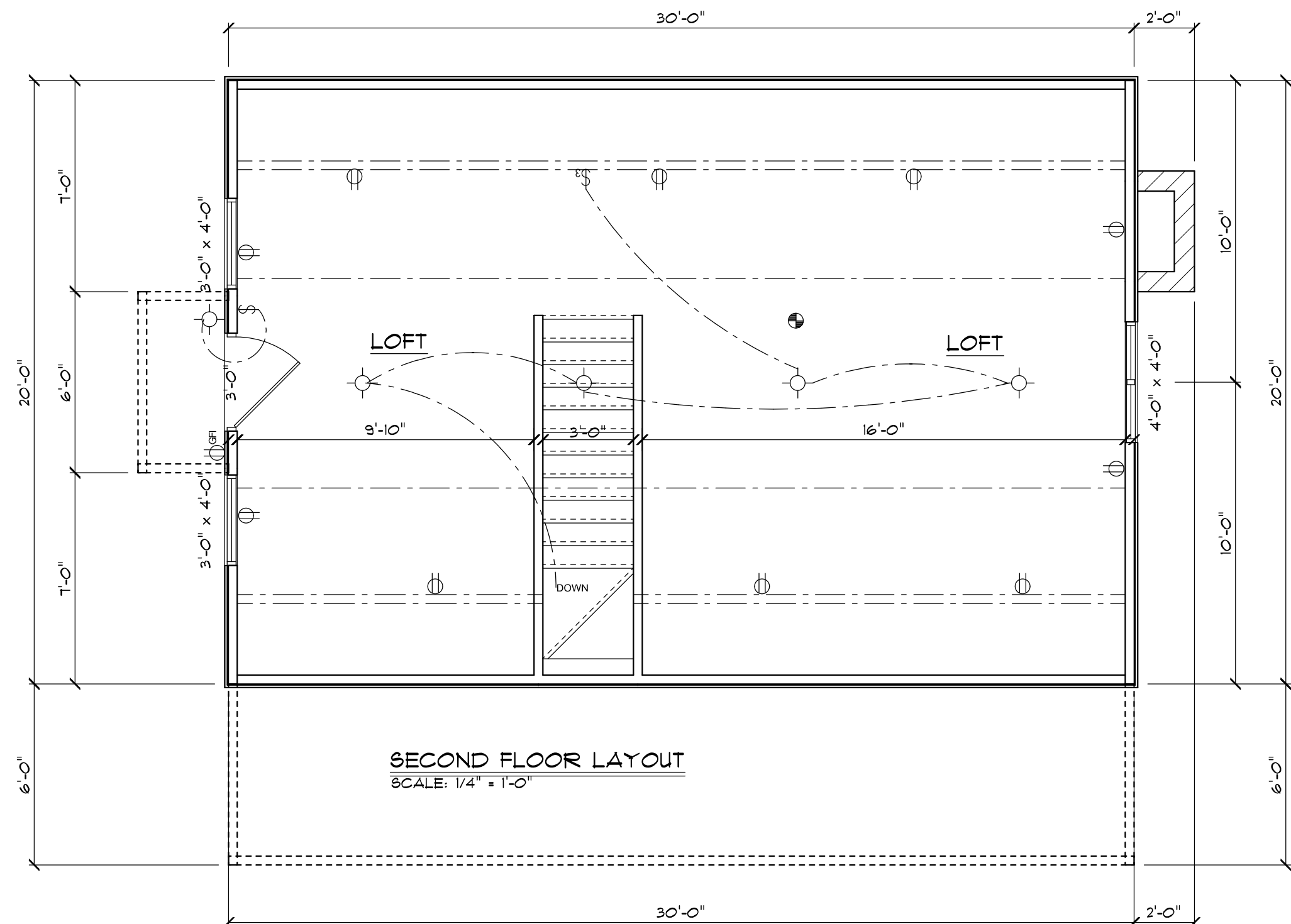
SCALE 1/4" = 1'-0"  
DATE July 31, 2008  
DRAWING NUMBER

**SHEET 1**

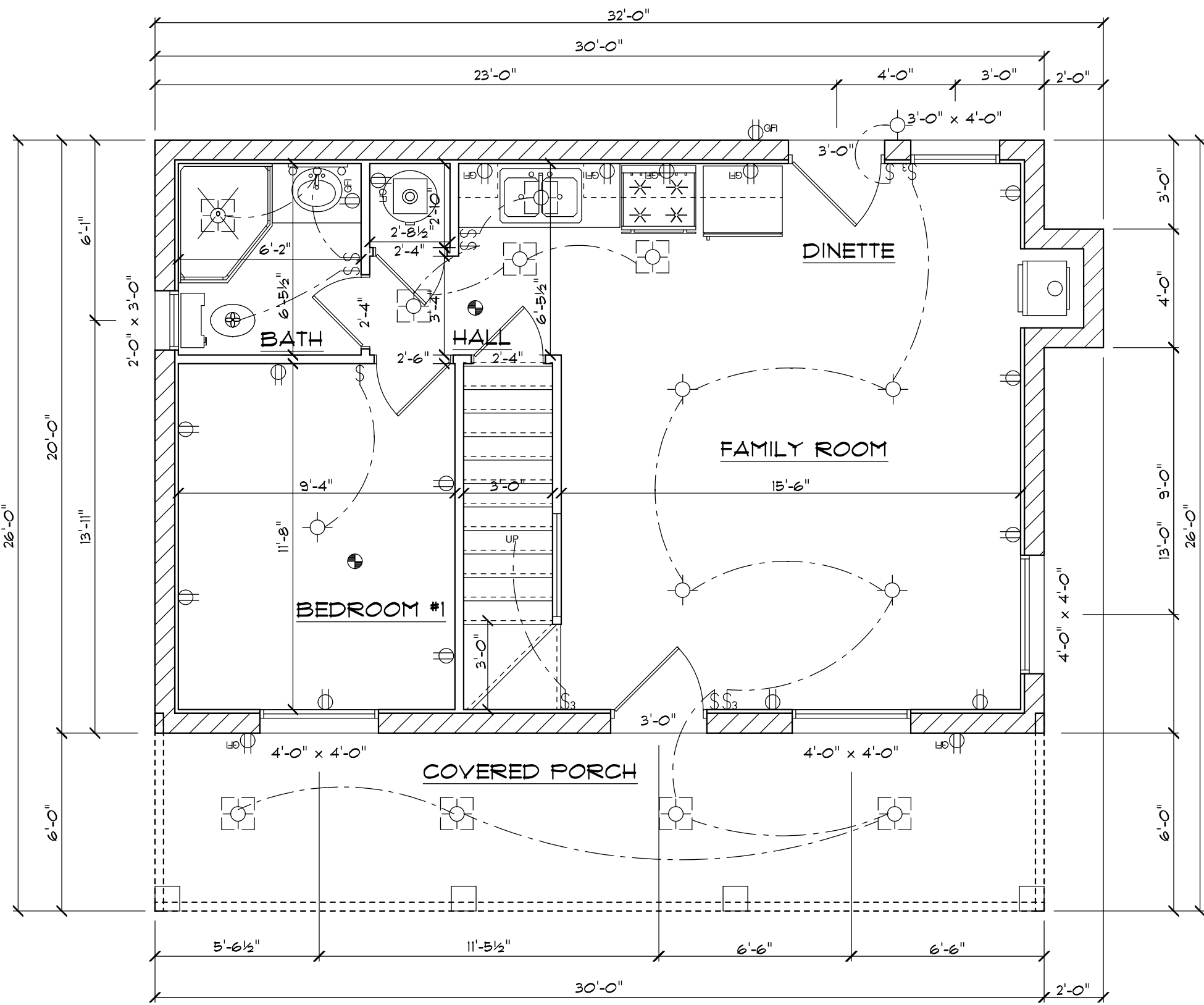


SECTION THROUGH  
SCALE: 1/4" = 1'-0"

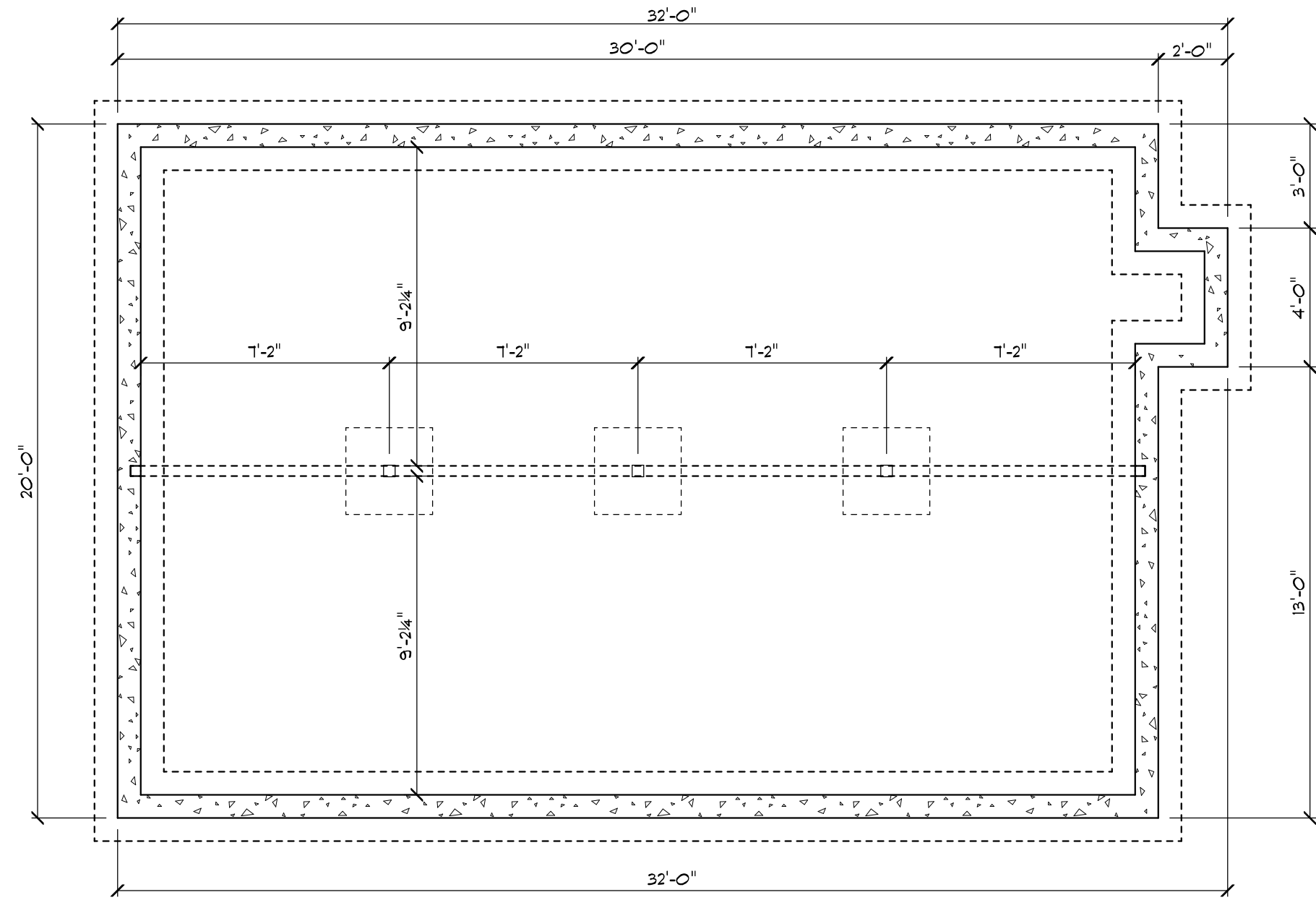
Electrical	
	VANITY SMALL
	CAN LIGHT
	UP
	fan
	light
	outlet
	outlet gfi
	smoke detector
	switch
	switch 3 way



SECOND FLOOR LAYOUT  
SCALE: 1/4" = 1'-0"



MAIN FLOOR LAYOUT  
SCALE: 1/4" = 1'-0"



FOUNDATION LAYOUT  
SCALE: 1/4" = 1'-0"

www.cabinsandsheds.com

These plans are the exclusive property of www.cabinsandsheds.com and are available for use, resale, reuse, ownership rights and modification through a special offer by cabinsandsheds.com to those who purchase plans as a collection from cabinsandsheds.com. All other reproduction and/or use is prohibited.

IT IS THE RESPONSIBILITY OF THE PURCHASER/BUILDER OF THIS PLAN TO INSURE THAT ALL LOCAL BUILDING CODES AND REQUIREMENTS ARE MET. (STRUCTURAL, SEISMIC, SNOW, WIND, HYAC, ELECTRICAL, ETC.)

FLOOR PLAN, FOUNDATION, ELEC

SINGLE USE FOR:

**cabinsandsheds**

DRAWN BY

REVISED

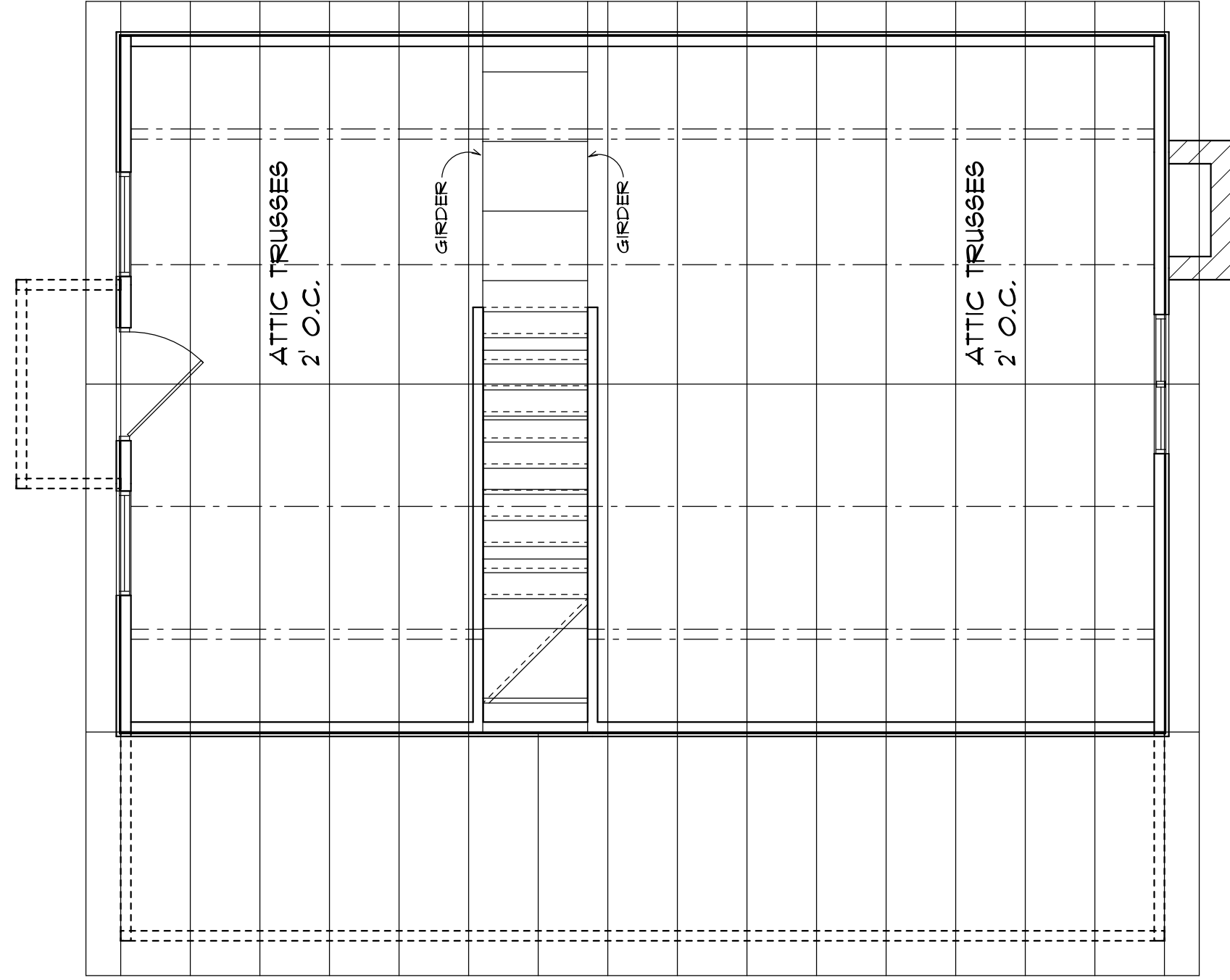
APPROVED

SCALE 1/4" = 1'-0"  
DATE July 31, 2008

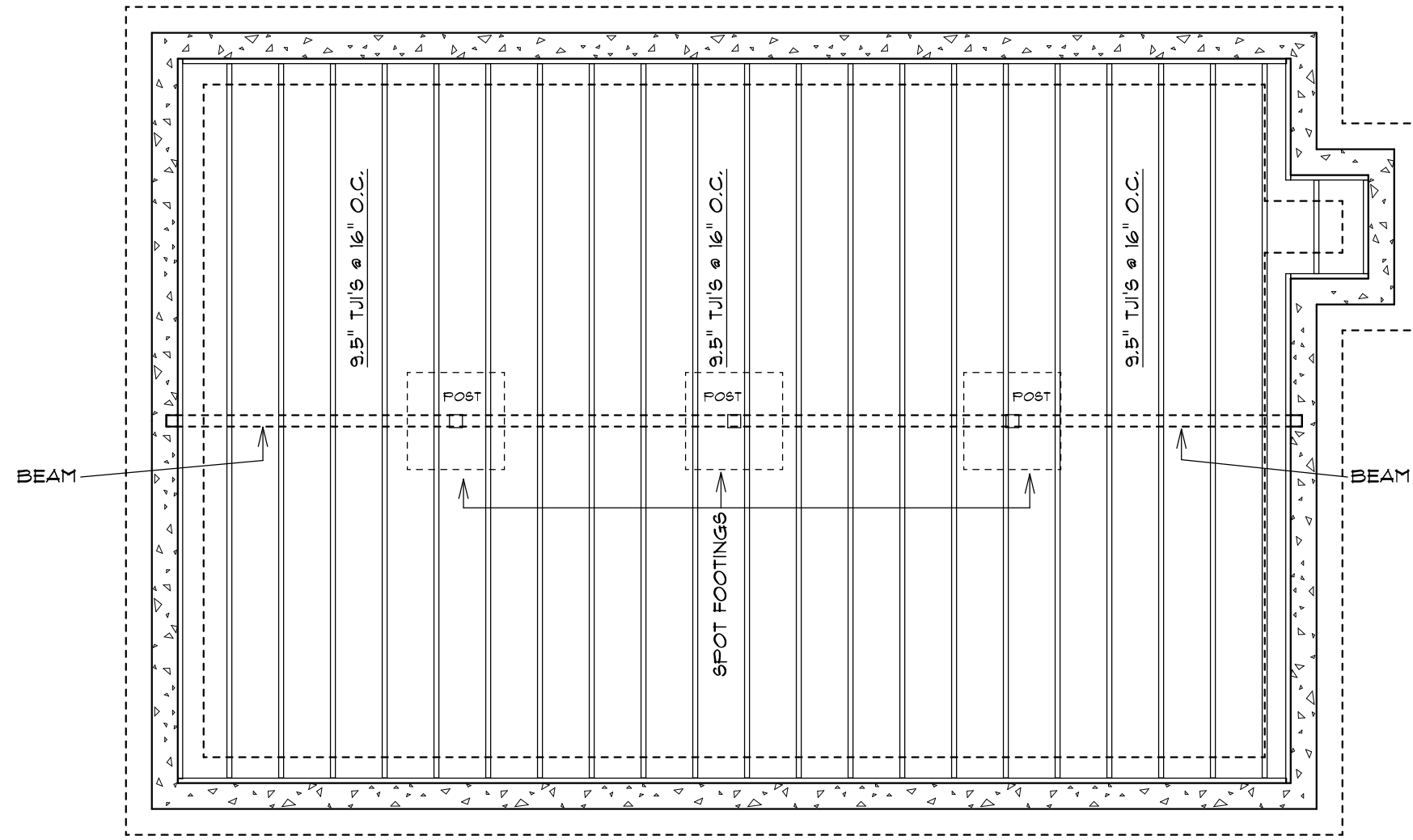
PLAN NAME: CABIN 3

DRAWING NUMBER

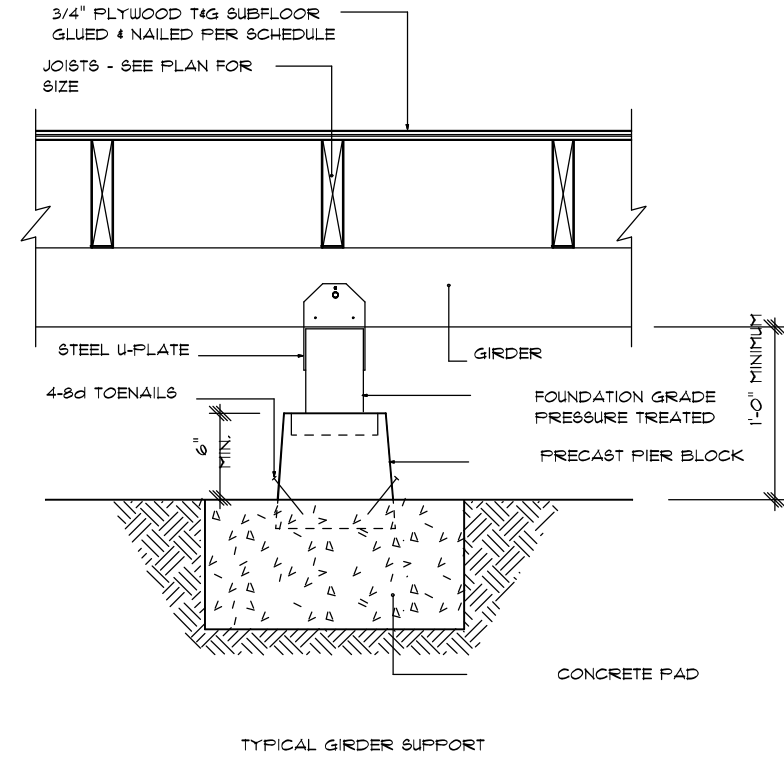
SHEET 2



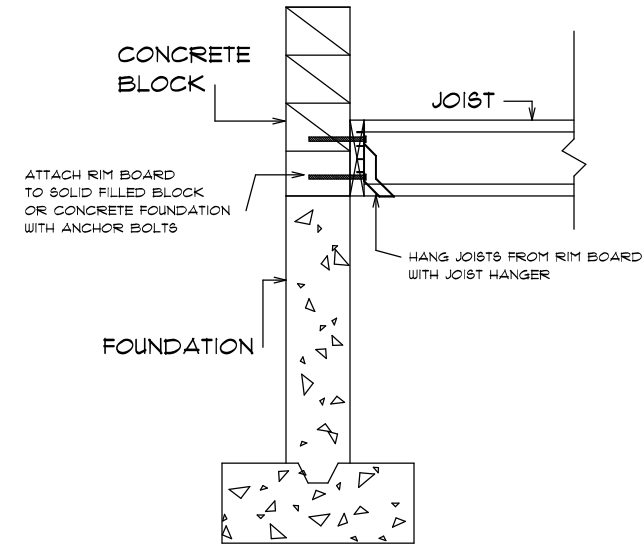
**ROOF FRAMING PLAN**  
SCALE: 1/4" = 1'-0"



**FLOOR JOIST FRAMING PLAN**  
SCALE: 1/4" = 1'-0"

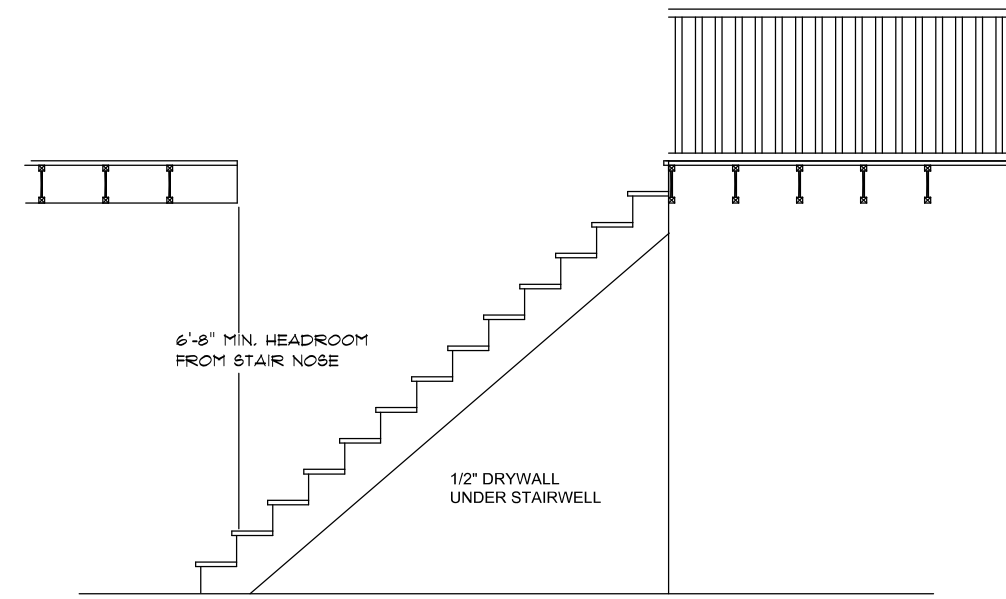


TYPICAL GIRDER SUPPORT



**STANDARD STAIR DETAIL**

MIN. STAIR LANDING 36"  
4' MIN. AND 8' MAX RISER HEIGHT AND 9" MIN. TREAD  
STAIR LANDING TO BE SAME WIDTH AS STAIR WIDTH  
STAIRS WITH 4 OR MORE RISERS OR HIGHER THAN 30"  
ABOVE GRADE OR FLOOR REQUIRE HAND RAIL.  
HANDRAILS TO BE BETWEEN 34" AND 38" ABOVE STAIR NOSING  
RAILS SPACING CAN NOT ALLOW 4" SPHERE TO PASS THROUGH



[www.cabinsandsheds.com](http://www.cabinsandsheds.com)

These plans are the exclusive property of [www.cabinsandsheds.com](http://www.cabinsandsheds.com) and are available for use, resale, reuse, ownership rights and modification through a special offer by [cabinsandsheds.com](http://cabinsandsheds.com) to those who purchase plans as a collection from [cabinsandsheds.com](http://cabinsandsheds.com). All other reproduction and/or use is prohibited.

IT IS THE RESPONSIBILITY OF THE PURCHASER/BUILDER OF THIS PLAN TO INSURE THAT ALL LOCAL BUILDING CODES AND REQUIREMENTS ARE MET. (STRUCTURAL, SEISMIC, SNOW, WIND, HVAC, ELECTRICAL ETC.)

ROOF AND FLOOR DETAILS

SINGLE USE FOR:

**cabinsandsheds**

DRAWN BY  
REVISED

APPROVED

PLAN NAME: CABIN 3

SCALE: 1/4" = 1'-0"  
DATE: July 31, 2008

DRAWING NUMBER  
**SHEET 3**