


TARTER
FARM AND RANCH EQUIPMENT

is proud to present...



MAMMY'S
1895
CHICKEN
HOUSE

Tarter is pleased to offer these plans for a modern interpretation of a traditional American farm chicken house from the 19th Century.

Tools required:

- circular saw
- jig saw
- hammer
- manual or electric screw-driver
- level
- metal shears
- wire cutters

Building materials:

- oak lumber
 - 104 pieces - 1" x 6" x 8'
 - 16 pieces - 1" x 6" x 10'
 - 16 pieces - 1" x 6" x 12'
 - 4 pieces - 2" x 4" x 6'
 - 71 pieces - 2" x 4" x 8'
 - 8 pieces - 4" x 4" x 12'
- nails
- 3 windows (28" x 28" or size to suit)
- 12 hinges
(2 each for windows, 2 each for cleanout doors, 2 for door)
- screw nails

* If runners are needed for movement, add 2 pieces - 4" x 4" x 10'



Roofing materials:

- 16 pieces - 8' metal sheet
- 2 pieces - 8' clear skylight (Plexiglass)
- 1 piece - 16' ridge cap
- screw nails

Chicken Yard materials:

- 4 rolls of poultry netting
(galvanized 20 guage) (1" x 60" x 50')
- or
- rabbit wire with 1/2" grid openings
(1/2" x 60" x 50')

ABOUT MAMMY'S CHICKEN HOUSE



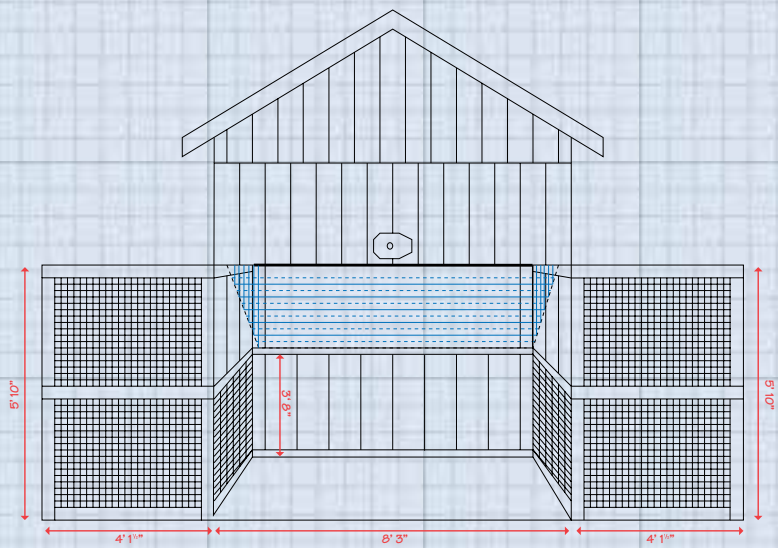
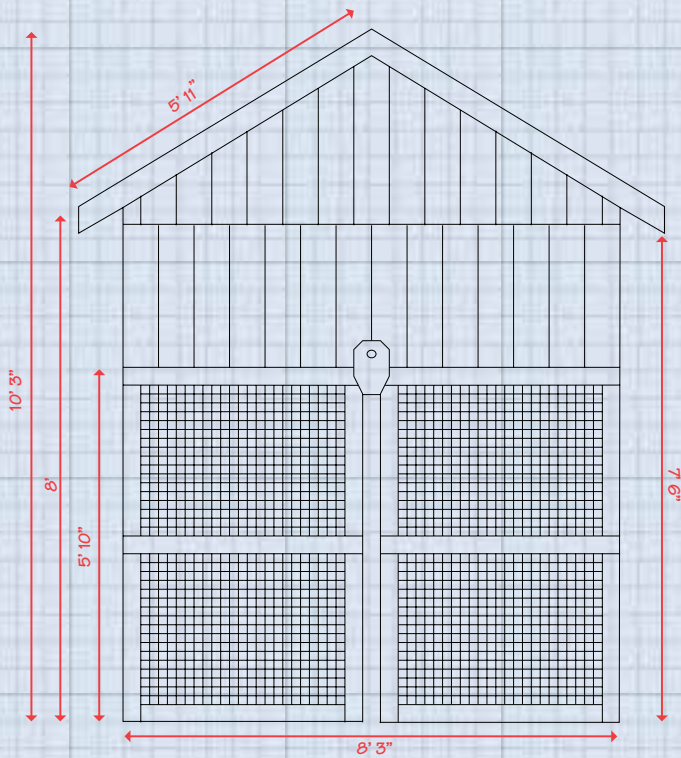
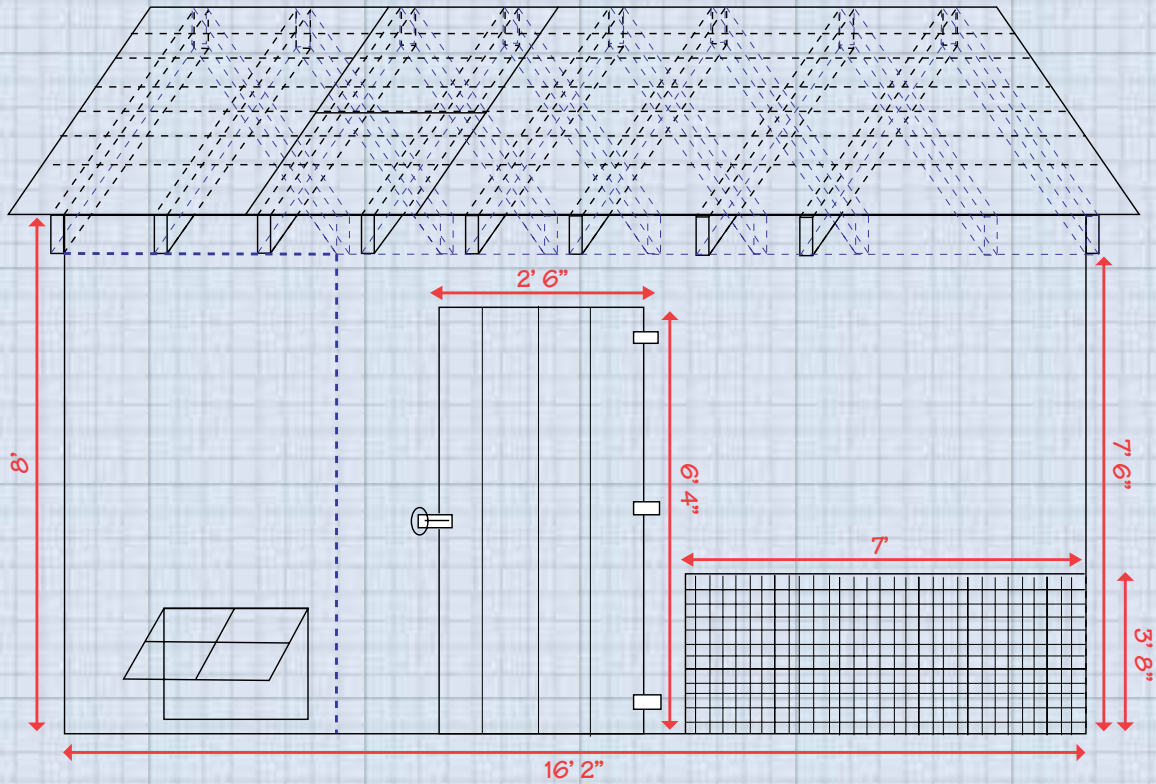
In 1895 George Abraham Lincoln Wells and his wife Lizzie Wells, the grandparents of Joy Tarter, built a house in Yosemite, Kentucky in the beautiful rolling farmland of Casey County. While building the house, the couple also built a chicken house and a brooder house out back.

When Joy Tarter imported an early 19th Century cabin log by log to her own hobby farm in Casey County in 1994, she wanted to keep chickens in addition to her horses, dogs, cats and assorted other creatures. She hired a local carpenter to visit the

original chicken house in Yosemite and copy it as closely as possible using available materials.

The result is a building as refreshing to look at as it is to use. Joy's collection of rare and traditional chicken breeds share the chicken house which is both easy to maintain and comfortable for her flock. Predators are kept out with rigid wire screening, yet clean-up is easy with the drop through perches enclosed in their own protective wire.





Measurements (front):

- length - 16' 2"
- height to eaves - 8'
- height to joists - 7' 6"
- door dimensions
6' 4" x 2' 6"
- cleanout dimensions
3' 8" x 7'

Measurements (yard):

- height - 6'
- dimensions - 20' x 20'

Measurements (side):

- width - 8' 3"
- height to eaves - 8'
- height to joists - 7' 6"
- cleanout door dimensions
5' 10" x 3' 9"
- rafters - 5' 11"
- height to roof peak - 10' 8"

